
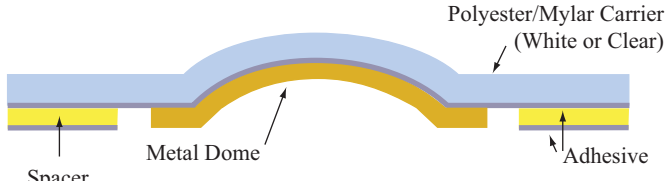
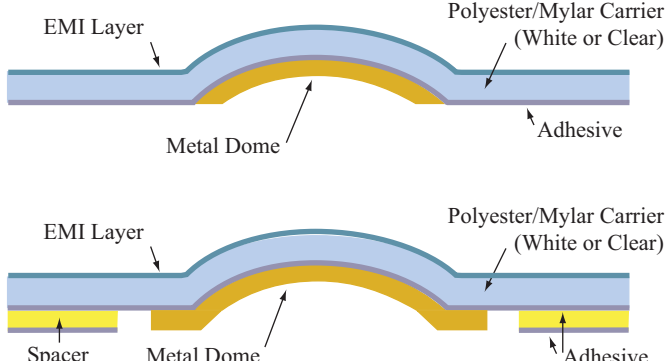
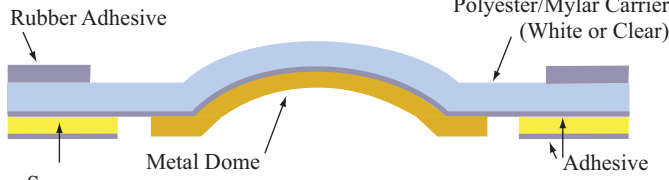


Custom Metal Dome Arrays

Dome Array Assemblies have become common practise with many membrane switch/circuit manufacturers who are utilising them to help take cost out and speed up assembly times. As the operator places one large dome array in one application instead of each dome individually, production time is reduced dramatically. Quality improvements and benefits can also be enjoyed with the reduction in placement errors and "Double Doming".

Dome arrays are also a great way of enhancing the tactile feel of a rubber keymat or simply sticking directly to a PCB with an overlay to create a tactile switch effect.

We are able to offer an extensive range of dome array designs from simple single layer PET dome arrays to those requiring spacers and EMI shielding layers.

<p>Single Layer Dome Array</p> <p>One of the most original styles of dome array where the domes are placed on a layer of polyester/mylar film with an adhesive layer. Holes or kiss cuts are required around the dome to assist with the breathing of the dome thereby maintaining a good tactile effect. An ideal low cost solution to stick straight to the PCB</p>	
<p>Double Layer Dome Array</p> <p>With this type of construction a spacer layer is incorporated into the assembly. Venting for the metal domes to breath can be incorporated into the spacer layer if required. Varying thickness and materials can be utilised for the spacer material.</p>	
<p>EMI Single/Double Layer Dome Array</p> <p>Here the construction method is similar to the two above but in addition a layer of silver or carbon paste is printed to provide EMI/RFI shielding to the top of the PET film.</p>	
<p>Double Layer with Rubber Adhesive</p> <p>Utilising the construction options above we can add an additional layer of rubber glue which is ideal for use with rubber keypads providing enhanced adhesion characteristics.</p>	

Dome Arrays can be manufactured as simply as say one or two domes on a polyester backing to large panels which may incorporate a large number of domes in a pattern to suit a custom application. Different size/types of domes can be incorporated into the array design.

A dimensioned drawing with construction requirements along with dome sizes and parameters and yearly quantities are needed to make an offer. Budgetary pricing can be provided from hand sketches if required.

MEMCON Limited

Compass House Vision Park Chivers Way HISTON
Cambridge CB24 9AD United Kingdom
T +44 1223 257724 F +44 1223 257800
www.memcon.eu sales@memcon.eu

MEMCON (Asia) Limited

Level 7 Parkview Centre
7 Lau Li Street Causeway Bay Hong Kong
T +852 3741 1411 F +852 3747 8980
www.memcon.asia sales@memcon.asia